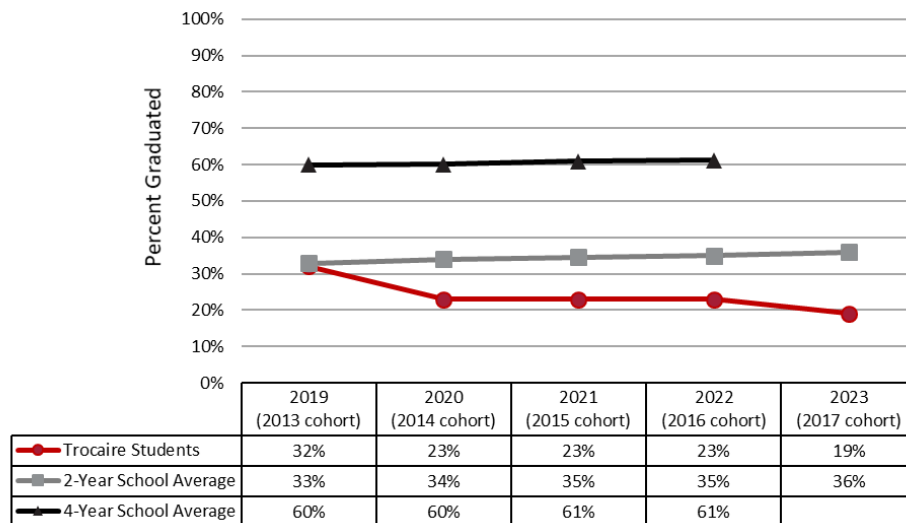




Graduation Rates

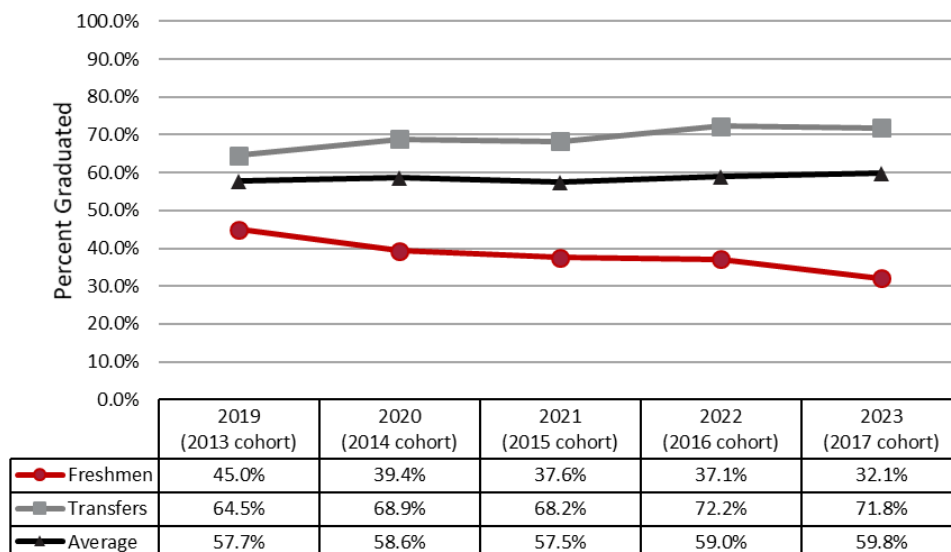
IPEDS Graduation Rate


IPEDS requires colleges to report on graduation rates each year. Graduation rates are calculated as the percentage of full-time, first-time freshmen who complete their program within 150% of normal time for their academic program. For example, if the normal graduation time for an associate's degree is two years then the 150% graduation time would be three years. The figure below shows the 150% graduation rate for Trocaire freshmen compared with national two-year and four year school averages over the last five years. Note that the national, 4-year school data for the 2017 cohort was not yet available at the time of writing.



Trocaire Graduation Rate

Since many of Trocaire's students are enrolled part-time it may take them more time to complete their degrees than students at a typical four-year school. Thus, the measure of completion within 150% of expected time may not be the best measure of our students' success. A graduation rate was developed that shows the percentage of new students who graduated within six years of starting at Trocaire. The figure below shows the six year graduation rates of both freshmen and transfer students, with the average of both, from the fall 2013 to fall 2017 cohorts.





TROCAIRE COLLEGE

Number of Completions

IPEDS Completions

IPEDS also requires colleges to report on the number of degrees and certificates conferred each academic year. The table below shows the number of awards conferred by degree program each academic year, over the past five years.

Degree Program	Academic Year				
	2018-2019	2019-2020	2020-2021	2021-2022	2022-2023
Computer Network Administration - A.A.S.	1	0	1	0	0
Computer Network Administration - Cert.	0	0	0	0	0
Cybersecurity - A.A.S.	0	0	0	1	0
Cybersecurity - Cert.	0	0	0	0	1
Diagnostic Medical Sonography - Cert.	15	11	19	20	10
Echocardiography - Cert.	7	4	9	6	4
Fundamentals of Data Analytics - Cert.	0	1	0	0	0
General Studies - A.A.S.	4	0	3	10	10
Health Information Technology - A.A.S.	5	2	2	1	0
Healthcare Informatics - A.A.S.	3	2	0	0	0
Healthcare Informatics - B.S.	1	4	0	1	3
Healthcare Informatics - Cert.	0	0	0	0	0
Healthcare Management - B.P.S.	0	0	0	0	8
Hospitality Management - A.A.S.	1	2	1	0	0
Hospitality Management - Cert.	0	0	0	0	0
Human Resource Management - A.A.S.	4	1	0	0	0
Human Resource Management - Cert.	1	0	0	0	0
Management - B.P.S.	0	0	0	0	1
Massage Therapy - A.A.S.	3	0	3	2	1
Massage Therapy - Cert.	0	7	6	2	3
Medical Assistant - A.A.S.	6	4	1	0	1
Nursing - A.A.S.	198	272	312	281	301
Nursing – B.S.	28	26	10	12	7
Nutrition and Dietetics - A.A.S.	1	0	0	0	0
Practical Nursing - Cert.	60	55	54	13	27
Radiologic Technology - A.A.S.	41	35	36	25	25
Surgical Technology - A.A.S.	8	13	17	12	10
Total	387	439	475	395	412