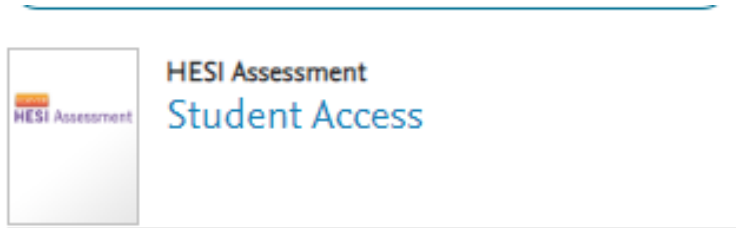


## How to access your Admission's Assessment Remediation (Study Packets)

Enter your Evolve account and click into "Student Access"



Locate your Exam under "My Exams:

The screenshot shows the 'My Exams' section of the HESI Assessment interface. The page has a navigation bar with 'My Exams', 'Payments', 'Cohort', 'Distance Testing', and 'Help & Resources'. The 'Exam History' section contains a table with columns for 'Exam', 'Date Taken', 'HESI Score', and 'Study Packet'. Three rows are visible, each with a '+' icon in the 'Exam' column and the text 'Admission Assessment Report'. A red box highlights the '+' icon in the first row, and another red box labeled 'Exam details here' points to the first row. To the right, there are sections for 'Compatibility Check', 'FAQs', and 'Research'. A red arrow points from the 'FAQs' section to the first row of the table. The 'FAQs' section includes questions like 'What is HESI?', 'Why do I need to run the compatibility check?', 'How do I access my remediation content?', and 'Why don't I have the "View Results" link available on the My Exams screen?'. The 'Research' section has a heading 'Remediating nursing content improves outcomes' and a reference: 'Lauer, M. E. & Yoho, M. J. (2013). HESI Exams: Consequences and remediation. Journal of Professional Nursing, 29(2), S22-S27. DOI: 10.1016/j.profnurs.2013.01.001.'

Exam	Date Taken	HESI Score	Study Packet
+ Admission Assessment Report			
+ Admission Assessment Report			
+ Admission Assessment Report			

1) Use the “+” symbol on the left to expand the components of your exam

The screenshot displays the HESI Assessment user interface. At the top, there is a navigation bar with the Elsevier logo and the title "HESI Assessment". Below this is a secondary navigation bar with tabs for "My Exams", "Payments", "Cohort", "Distance Testing", and "Help & Resources".

The main content area is divided into two columns. The left column features an "Exam History" section with a blue header and a "Don't see your Exam?" link. Below the header is a table titled "HESI Exams" with columns for "Exam", "Date Taken", "HESI Score", and "Study Packet". The table lists several exams, including "Admission Assessment Report", "A2 Math\_D", "A2 Read Comprehension\_D", and "A2 Vocabulary\_D". A red box highlights the "View Results" links for the "A2 Math\_D", "A2 Read Comprehension\_D", and "A2 Vocabulary\_D" exams. A red arrow points to the "+" symbol next to the "Admission Assessment Report" row, indicating that it can be expanded. Another red arrow points to the "View Results" link for the "A2 Math\_D" exam.

The right column contains three sections: "Compatibility Check", "FAQs", and "Research". The "Compatibility Check" section has a green header and contains text about remediation material. The "FAQs" section has a green header and lists several questions with links to answers. The "Research" section has a green header and contains a research article titled "Remediating nursing content improves outcomes" with a reference to Lauer and Yoho (2013).

2) Click into the section of the exam to locate the specialty areas and their corresponding Study Packets

# HESI Assessment

My Exams | Payments | Cohort | Distance Testing | Help & Resources

A2 Math\_D

## A2 Math\_D

**Score** 86.00%    **Class Average** 70

Category	Score
Your Score	86
National Score	75
Recommended Score	80

**View Your Detailed Scoring Report**  
Results Report.pdf

### Scoring FAQs

- What is the individual student Percentile Ranking?
- What is the meaning of my HESI Score?
- What is the meaning of Conversion Score?

[View All FAQs](#)

### Review Materials Based On Your Results

Customized Review Materials have been prepared based on your weakest performance across the specialty area topics below. You can review the materials individually or add the materials to your Study Packet and review them as you have time.

Study Packet (0)

Specialty Area	Score	Recommended Score	# of Questions Correct	Review Materials
Math	86%	80		
Decimals	100%	80		
Fractions	100%	80		
Household measures	57%	80		<a href="#">View Materials (1)</a>
General math	62%	80		<a href="#">View Materials (2)</a>
Algebra	89%	80		

Study Packets for those areas where benchmark wasn't achieved

3) Click "View Materials"


my Exams | Payments | Content | Distance Testing | Help & Resources

[A2 Math\\_D](#) ▶ Review Materials


## Review Materials

**A2 Math\_D**

Use the options below to choose which review materials you would like to focus on.  
Add the materials you like to your Study Packet so you can quickly review and print it at a later date.

 Study Packet (0)

**Filter** | Specialty  | Sub Specialty  | Content Type  | Status

Review Materials (1)					
<input type="checkbox"/> Add to Study Packet	Content	Content Type	Specialty Area	Score	Status
<input type="checkbox"/>	<a href="#">Helpful Information to Memorize</a> In-Depth Review From: HESI: Admission Assessment Exam Review, 4 ed.	 Book Text	Math > Household measures		Not Viewed

Home | [Terms and Conditions](#) | [Privacy Policy](#) | [Cookie settings](#)

Copyright © 2022 Elsevier Inc. All Rights Reserved.

Evolve® is a registered trademark of Elsevier Inc. in the United States and other jurisdictions.